


Mission Egg Possible

An Easter Escape Game

'TOP SECRET'



Mission Eggpossible



Hello and thank you for choosing the Mission EggPossible for your escape room adventure!

This simple and easy-to-run game is meant to be played as a team building exercise either against each other or against the clock. The kids will work together to complete 5 challenges. Solving each challenge correctly, the teams will have a 4-digit code. With the correct codes, the teams will then “unlock” the clue to the next challenge. In the final round, the code will be used to “unlock” their precious Easter goodies.

What lies ahead we hope will be a fun, interactive activity for your child meant to challenge their brain and enhance their team building skills!

What you will need:

- A print out of the materials
- 21 fillable Easter Eggs (8 pink, 5 blue, 4 yellow, 4 purple)
- Scissors (to assemble some of the clues)
- Clear tape, scrap paper, pens/pencils for the kids to work through some clues
- A space for kids to hunt for eggs in
- Easter goodies for the reward!

Extra:

- You may add another element to the game by adding in locks. See “*adding locks*” section.

Game Set Up

- **Print out the materials.** Print from Adobe Reader.
- **Fold the Gamemaster Guide in half.**
- **Cut out the directional clues (Five 5x5 clues).**
- **Cut out and insert clues into eggs.**
 - More information with the game.
- **Place your Easter goodies in a basket or box (a simple shoe box will do).**
 - **Keep the Gamemaster Guide and directional clues someplace where you can access them.**



Mission Eggpossible



Playing The Game:

To start the game, read the introduction from the Gamemaster Guide, hand the kids their first directional clue, and set the timer!

At the end of each round, the kids will give you a code. If they are right, give them the DIRECTIONAL CLUE for the next challenge.

- If you are using locks, the kids will unlock the next clue and you do not need to do anything.

Upon successfully completing round 5, let the kids know they have cracked the code and they can open the Easter goodies!!!

- If using locks, the kids will do this themselves! (See “adding locks” section.)

Take pictures with your “We Egg-Scaped!” sign and celebrate that they saved Easter from the evil Doctor Hopp!!!


Adding Locks!


This is not essential, but a fun, added element to the game!

More directions in actual purchase on how to enhance your game by adding locks!



An open notebook with two pages of handwritten text and drawings. The left page has a drawing of a man with a beard and a yellow star sticker. The right page has a drawing of a purple balloon and a drawing of a car. The text is written in various colors and includes several headings and bullet points.





This has been just a sampling of what you will receive when you purchase Mission EggPossible!

The complete package includes:

- **A Host Guide** — A complete how-to of how to successfully set-up and run your Great Egg Escape! It includes directions on what to buy, preparing the materials, how to include locks and setting up the game.
- **Designed Invitations** — To invite your friends to come and play with you! (2 designs)
- **Gamemaster Guide** — A simplified guide for you to run your escape game with easy instructions for the adult/gamemaster running the game for the participants. Includes hints and clues if kids get stuck on one of the sections.
- **Adding Locks Section** — If you desire to enhance your game by adding locks and lock boxes, this section will direct you on everything you will need to do so and how to do it!
- **Directional Clues** — These designed clues will lead the game players from one area to the next.
- **Game Clues** — These clues will be hidden within the eggs. Once found and deciphered, the clues will give the participants a code they will enter to move onto the next round/get the next clue.
- **Time Bomb (picture)** — This will be attached to the prize at the end of the game, so the kids can “dismantle” the bomb before the timer is up.
- **Celebration Sign** — To pose with once you have EGGSCAPED!
- **Answer Key** — A detailed explanation of all the games and how to solve them, if anyone were to get stuck. ***There are hints in the Gamemaster Guide, to help the participants successfully solve the puzzles without having to look at the Answer Key.*

All of our parties and games come in the form of a professionally designed pdf. Immediately after completing your order, you will be able to re-login to your account using the username and password you established in the purchasing process. Once in your account, you will have the ability to download your party for 60 days. This allows for your to instantly start planning your game today!!!

***Please log onto: www.nightofmystery.com
to purchase your package today.***

